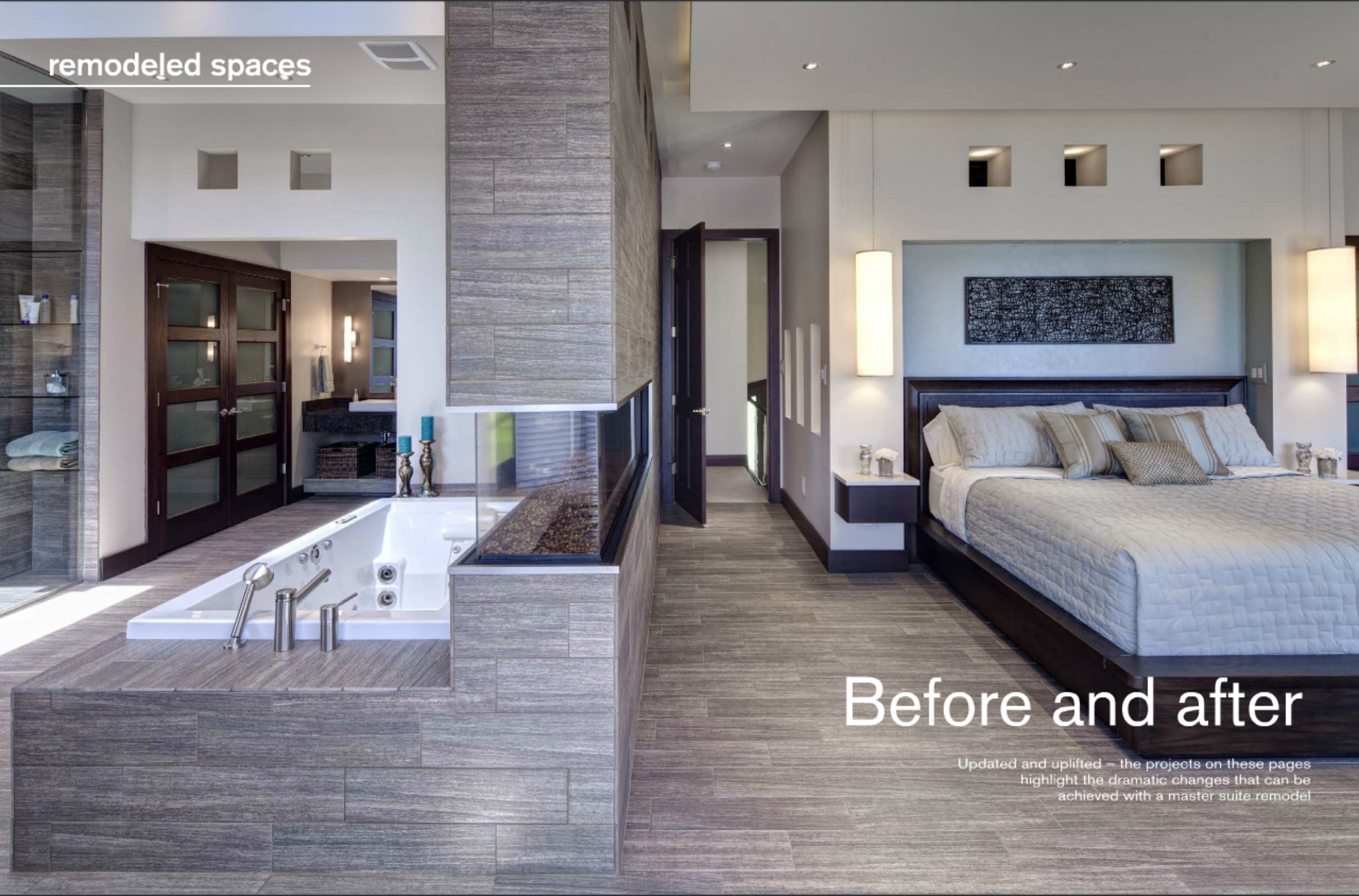



remodeled spaces



Before and after

Updated and uplifted – the projects on these pages highlight the dramatic changes that can be achieved with a master suite remodel



Five-star retreat

Taking its cue from luxury hotels, this remodeled, open-plan master suite has become an inviting sanctuary with views from every corner



Even homes built in the '90s may have bathrooms hidden away behind closed doors on the dark side of the house.

It's probably not surprising, therefore, that opening up the master suite is an essential renovation for many people.

The new owners of this 14-year-old house wanted a luxury retreat along the lines of a five-star hotel.

"The house has wonderful

lake views and we wanted to be able to enjoy these from all parts of the suite – from the bed when we first wake in the morning, and from the bathroom as we get ready for the day," says one of the owners. "We also loved the idea of a cozy fireplace and a very serene environment."

The couple commissioned architect Tarik El-Naggar AIA and interior designer Susan

El-Naggar ASID to design the renovation of their master suite, one of the final areas to be tackled in a major renovation of their home.

"The suite comprised a number of rooms, so the first thing we did was gut the entire interior and remove walls between the bedroom and bathroom," says Susan El-Naggar. "We also removed a wall that partially closed off

a beautiful bay window. This opened the space right up."

The designers added a new walk-in closet behind the bed, and introduced a dividing wall into the center of the space. This incorporates an 8ft-long, three-sided gas fireplace, which is the focal point of the suite. A new tub sits alongside the wall, affording a view back to the bedroom and also out the bay windows to the lake.

To reinforce the idea of a spa-like sanctuary, there is also a sauna room and a shower that is flush with the floor. Water drains away beneath the tiles around the perimeter.

"The suite has a very crisp, square-edged look that is in keeping with the owners' desire for a contemporary interior," says Susan El-Naggar. "We added illuminated square cutouts to the tops of the divid-

ing walls to enhance the visual connection."

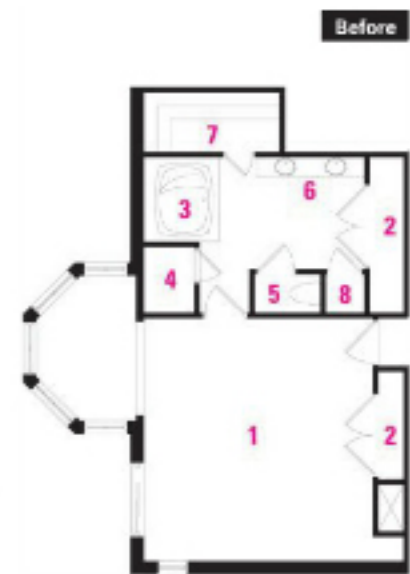

A floating ceiling and recessed wall panel help to define the sleeping area.

To enliven the space, there is a variety of materials and textural elements. These include new woodgrain-look porcelain tiles on the floor and walls, pebble walls in the shower, and cane baskets within the cantilevered vanity.



Preceding pages and facing page: This master suite has been opened up to provide a resort-style retreat and to maximize spectacular lake views. Low-voltage and LED lighting was introduced to save energy.

Above and left: Walls were removed and the entire suite rearranged. A new walk-in closet is now behind the bed, and bathroom facilities are on the other side of a new dividing wall featuring an 8ft-long fireplace.



Architect: Tarik El-Naggar AIA, Healing Environments (Valparaiso, IN)
Interior designer: Susan El-Naggar ASID, Healing Environments
Builder: C&L Renovations
Bathroomware supplier: Water Place
Tub: Maxx Kava
Vanity top: Indian Coffee Brown granite from Momax Marble & Granite
Handbasins: Kohler Strella Wading Pool
Faucets: Brizo Quiescence
Shower fittings: Hansgrohe Raindance
Sauna: Saunas.com
Floor and wall tiles: American Florim

Lighting: Decor Lighting, Trimble Grande pendant from Lightology
Platform bed: Indiana Furniture
Fireplace: Space Creator 200 from Fireplaces Plus
Blinds: Hunter Douglas, Doelling Decorating Center

See image gallery online at trendsideas.com/us2910p58



Facing page, above left and left: Woodgrain-look porcelain tiles line the floors and walls, giving the suite a warm, natural ambiance. Other features include a sauna, pebble walls in the shower, and large vanity mirrors that reflect the view.

Plans: 1 bedroom area, 2 closet, 3 bathtub, 4 shower, 5 toilet room, 6 vanity, 7 sauna, 8 storage cabinets.

Story by Colleen Hawkes
Photography by Eric Hausman